


WATER & POWER

Serving Central California since 1887

Short Run Marginal Cost Daily Average

Date	On-Peak (\$/KWH)	Off-Peak (\$/KWH)	Date	On-Peak (\$/KWH)	Off-Peak (\$/KWH)	Date	On-Peak (\$/KWH)	Off-Peak (\$/KWH)
11/26/2023	-	0.056935	10/24/2023	0.068279	0.064377	9/21/2023	0.036846	0.039878
11/25/2023	-	0.052092	10/23/2023	0.054864	0.055459	9/20/2023	0.041601	0.039759
11/24/2023	0.048570	0.046755	10/22/2023	-	0.054354	9/19/2023	0.038450	0.036777
11/23/2023	-	0.049441	10/21/2023	-	0.058231	9/18/2023	0.041560	0.040211
11/22/2023	0.060679	0.056155	10/20/2023	0.092056	0.074570	9/17/2023	-	0.038729
11/21/2023	0.065181	0.060248	10/19/2023	0.142746	0.077149	9/16/2023	-	0.044025
11/20/2023	0.066161	0.061293	10/18/2023	0.107954	0.070515	9/15/2023	0.066481	0.050519
11/19/2023	-	0.043337	10/17/2023	0.092083	0.068203	9/14/2023	0.059362	0.048418
11/18/2023	-	0.060013	10/16/2023	0.071677	0.057736	9/13/2023	0.055870	0.045870
11/17/2023	0.076659	0.067376	10/15/2023	-	0.053273	9/12/2023	0.049739	0.044421
11/16/2023	0.078028	0.069533	10/14/2023	-	0.052261	9/11/2023	0.070308	0.046359
11/15/2023	0.079367	0.070092	10/13/2023	0.057134	0.051432	9/10/2023	-	0.047800
11/14/2023	0.070119	0.064458	10/12/2023	0.054478	0.049488	9/9/2023	-	0.045247
11/13/2023	0.061774	0.051280	10/11/2023	0.055460	0.053140	9/8/2023	0.053027	0.044761
11/12/2023	-	0.044537	10/10/2023	0.055436	0.052931	9/7/2023	0.046718	0.041631
11/11/2023	-	0.044586	10/9/2023	0.060191	0.055203	9/6/2023	0.042949	0.038849
11/10/2023	0.055914	0.053313	10/8/2023	-	0.061254	9/5/2023	0.044151	0.039141
11/9/2023	0.072796	0.065433	10/7/2023	-	0.067186	9/4/2023	-	0.030691
11/8/2023	0.062787	0.053474	10/6/2023	0.092918	0.060712	9/3/2023	-	0.032588
11/7/2023	0.060267	0.049873	10/5/2023	0.078196	0.057260	9/2/2023	-	0.037964
11/6/2023	0.069516	0.061647	10/4/2023	0.060918	0.050087	9/1/2023	0.040048	0.038245
11/5/2023	-	0.050108	10/3/2023	0.053319	0.049471	8/31/2023	0.048360	0.042469
11/4/2023	-	0.053729	10/2/2023	0.040048	0.039365	8/30/2023	0.066878	0.046394
11/3/2023	0.064917	0.064531	10/1/2023	-	0.033734	8/29/2023	0.074233	0.050659
11/2/2023	0.074790	0.073849	9/30/2023	-	0.033035	8/28/2023	0.094867	0.051429
11/1/2023	0.086518	0.085398	9/29/2023	0.033149	0.034814	8/27/2023	-	0.049562
10/31/2023	0.072148	0.073544	9/28/2023	0.038283	0.036466	8/26/2023	-	0.046517
10/30/2023	0.072577	0.075394	9/27/2023	0.037824	0.035387	8/25/2023	0.054711	0.044763
10/29/2023	-	0.062188	9/26/2023	0.040406	0.038742	8/24/2023	0.051927	0.042696
10/28/2023	-	0.062568	9/25/2023	0.039203	0.039685	8/23/2023	0.052384	0.043717
10/27/2023	0.062009	0.067265	9/24/2023	-	0.032413	8/22/2023	0.050767	0.045869
10/26/2023	0.072464	0.069703	9/23/2023	-	0.032515	8/21/2023	0.051763	0.050657
10/25/2023	0.062656	0.062506	9/22/2023	0.044047	0.039870	8/20/2023	-	0.050315




WATER & POWER

Serving Central California since 1887

Short Run Marginal Cost Daily Average

Date	On-Peak (\$/KWH)	Off-Peak (\$/KWH)	Date	On-Peak (\$/KWH)	Off-Peak (\$/KWH)	Date	On-Peak (\$/KWH)	Off-Peak (\$/KWH)
8/19/2023	-	0.049911	7/17/2023	0.093110	0.052823	6/14/2023	0.021843	0.023823
8/18/2023	0.059157	0.049268	7/16/2023	-	0.065443	6/13/2023	0.023490	0.027049
8/17/2023	0.111129	0.065079	7/15/2023	-	0.066703	6/12/2023	0.031663	0.031204
8/16/2023	0.468168	0.087208	7/14/2023	0.067459	0.046045	6/11/2023	-	0.024043
8/15/2023	0.342927	0.081233	7/13/2023	0.050149	0.041365	6/10/2023	-	0.030669
8/14/2023	0.150471	0.062931	7/12/2023	0.047761	0.039507	6/9/2023	0.031268	0.031577
8/13/2023	-	0.057999	7/11/2023	0.047558	0.038591	6/8/2023	0.038042	0.035872
8/12/2023	-	0.049994	7/10/2023	0.041732	0.035175	6/7/2023	0.038308	0.036439
8/11/2023	0.057567	0.050765	7/9/2023	-	0.030617	6/6/2023	0.036772	0.035495
8/10/2023	0.058112	0.049808	7/8/2023	-	0.032176	6/5/2023	0.035156	0.029919
8/9/2023	0.058163	0.050683	7/7/2023	0.036473	0.035025	6/4/2023	-	0.023563
8/8/2023	0.068538	0.054879	7/6/2023	0.040829	0.039187	6/3/2023	-	0.019464
8/7/2023	0.110357	0.065369	7/5/2023	0.047007	0.038687	6/2/2023	0.019144	0.022074
8/6/2023	-	0.066908	7/4/2023	-	0.040065	6/1/2023	0.021958	0.024399
8/5/2023	-	0.059680	7/3/2023	0.059578	0.042885	5/31/2023	0.014267	0.015557
8/4/2023	0.069509	0.053687	7/2/2023	-	0.043573	5/30/2023	0.015326	0.015133
8/3/2023	0.066397	0.055377	7/1/2023	-	0.042395	5/29/2023	-	0.008693
8/2/2023	0.069109	0.055377	6/30/2023	0.060833	0.043665	5/28/2023	-	0.003735
8/1/2023	0.068182	0.055637	6/29/2023	0.045792	0.037344	5/27/2023	-	0.005165
7/31/2023	0.088526	0.060326	6/28/2023	0.033498	0.030837	5/26/2023	0.013317	0.014790
7/30/2023	-	0.056501	6/27/2023	0.031419	0.030613	5/25/2023	0.018359	0.018691
7/29/2023	-	0.063027	6/26/2023	0.033423	0.032746	5/24/2023	0.023434	0.021846
7/28/2023	0.098049	0.064984	6/25/2023	-	0.019013	5/23/2023	0.023854	0.022150
7/27/2023	0.082730	0.062805	6/24/2023	-	0.022209	5/22/2023	0.022817	0.017079
7/26/2023	0.072359	0.056271	6/23/2023	0.027333	0.033881	5/21/2023	-	0.011000
7/25/2023	0.090856	0.060421	6/22/2023	0.021559	0.030455	5/20/2023	-	0.014785
7/24/2023	0.074333	0.059187	6/21/2023	0.021236	0.026047	5/19/2023	0.021036	0.018098
7/23/2023	-	0.063800	6/20/2023	0.012930	0.019344	5/18/2023	0.029421	0.020238
7/22/2023	-	0.073201	6/19/2023	0.014198	0.021161	5/17/2023	0.036737	0.024117
7/21/2023	0.104073	0.061903	6/18/2023	-	0.011145	5/16/2023	0.042188	0.026812
7/20/2023	0.093833	0.057989	6/17/2023	-	0.020498	5/15/2023	0.044629	0.024879
7/19/2023	0.080192	0.058101	6/16/2023	0.027236	0.026537	5/14/2023	-	0.011409
7/18/2023	0.074288	0.054362	6/15/2023	0.023507	0.023854	5/13/2023	-	0.015550




WATER & POWER

Serving Central California since 1887

Short Run Marginal Cost Daily Average

Date	On-Peak (\$/KWH)	Off-Peak (\$/KWH)	Date	On-Peak (\$/KWH)	Off-Peak (\$/KWH)	Date	On-Peak (\$/KWH)	Off-Peak (\$/KWH)
5/12/2023	0.020546	0.015447	4/9/2023	-	0.044280	3/7/2023	0.098787	0.100259
5/11/2023	0.011410	0.010151	4/8/2023	-	0.053632	3/6/2023	0.100751	0.097917
5/10/2023	0.010639	0.011790	4/7/2023	0.057441	0.072439	3/5/2023	-	0.076304
5/9/2023	0.015530	0.017921	4/6/2023	0.073124	0.098410	3/4/2023	-	0.078191
5/8/2023	0.012494	0.015271	4/5/2023	0.069620	0.096637	3/3/2023	0.092089	0.101485
5/7/2023	-	0.002163	4/4/2023	0.062277	0.077230	3/2/2023	0.094142	0.100121
5/6/2023	-	0.007987	4/3/2023	0.049957	0.062448	3/1/2023	0.079647	0.088355
5/5/2023	0.011000	0.020133	4/2/2023	-	0.045356	2/28/2023	0.088468	0.078833
5/4/2023	0.017906	0.026445	4/1/2023	-	0.049960	2/27/2023	0.120814	0.114618
5/3/2023	0.030486	0.036503	3/31/2023	0.047327	0.066339	2/26/2023	-	0.090659
5/2/2023	0.032671	0.041066	3/30/2023	0.050489	0.073759	2/25/2023	-	0.126498
5/1/2023	0.031749	0.032274	3/29/2023	0.064992	0.077380	2/24/2023	0.149193	0.141303
4/30/2023	-	0.024399	3/28/2023	0.061278	0.081001	2/23/2023	0.101516	0.090593
4/29/2023	-	0.043845	3/27/2023	0.054179	0.088618	2/22/2023	0.067054	0.064672
4/28/2023	0.070624	0.053878	3/26/2023	-	0.043289	2/21/2023	0.049309	0.055465
4/27/2023	0.083420	0.059139	3/25/2023	-	0.044062	2/20/2023	-	0.048369
4/26/2023	0.075999	0.062481	3/24/2023	0.031336	0.056452	2/19/2023	-	0.046121
4/25/2023	0.056588	0.056530	3/23/2023	0.044720	0.069088	2/18/2023	-	0.053225
4/24/2023	0.038261	0.045019	3/22/2023	0.071177	0.080809	2/17/2023	0.066900	0.074339
4/23/2023	-	0.035957	3/21/2023	0.086352	0.094946	2/16/2023	0.076787	0.078374
4/22/2023	-	0.051997	3/20/2023	0.056650	0.064667	2/15/2023	0.056151	0.058138
4/21/2023	0.054410	0.067133	3/19/2023	-	0.057728	2/14/2023	0.056304	0.059078
4/20/2023	0.053458	0.067892	3/18/2023	-	0.054745	2/13/2023	0.048396	0.057937
4/19/2023	0.045034	0.061920	3/17/2023	0.059523	0.074068	2/12/2023	-	0.051575
4/18/2023	0.048244	0.058971	3/16/2023	0.058672	0.075720	2/11/2023	-	0.054461
4/17/2023	0.049344	0.064415	3/15/2023	0.062798	0.071231	2/10/2023	0.054961	0.056461
4/16/2023	-	0.044150	3/14/2023	0.088788	0.083630	2/9/2023	0.049423	0.053067
4/15/2023	-	0.052153	3/13/2023	0.058932	0.071893	2/8/2023	0.050374	0.051832
4/14/2023	0.042396	0.059981	3/12/2023	-	0.050219	2/7/2023	0.050000	0.050226
4/13/2023	0.050283	0.061203	3/11/2023	-	0.053503	2/6/2023	0.052751	0.051365
4/12/2023	0.068681	0.070479	3/10/2023	0.074920	0.073139	2/5/2023	-	0.048162
4/11/2023	0.055784	0.058536	3/9/2023	0.096029	0.092077	2/4/2023	-	0.054166
4/10/2023	0.065094	0.074238	3/8/2023	0.083726	0.091602	2/3/2023	0.063670	0.065499



WATER & POWER

Serving Central California since 1887

Short Run Marginal Cost Daily Average

Date	On-Peak (\$/KWH)	Off-Peak (\$/KWH)	Date	On-Peak (\$/KWH)	Off-Peak (\$/KWH)	Date	On-Peak (\$/KWH)	Off-Peak (\$/KWH)
2/2/2023	0.147981	0.141871	12/31/2022	-	0.118377	11/28/2022	0.110592	0.104721
2/1/2023	0.106383	0.109071	12/30/2022	0.135097	0.126166	11/27/2022	-	0.086798
1/31/2023	0.099821	0.102929	12/29/2022	0.196901	0.172910	11/26/2022	-	0.087923
1/30/2023	0.129548	0.120299	12/28/2022	0.221163	0.203377	11/25/2022	0.102840	0.100501
1/29/2023	-	0.093310	12/27/2022	0.309499	0.284566	11/24/2022	-	0.097268
1/28/2023	-	0.079784	12/26/2022	0.315419	0.287126	11/23/2022	0.094494	0.087845
1/27/2023	0.069683	0.077783	12/25/2022	-	0.285991	11/22/2022	0.090863	0.088014
1/26/2023	0.125858	0.129104	12/24/2022	-	0.307922	11/21/2022	0.101346	0.093127
1/25/2023	0.154907	0.159035	12/23/2022	0.324227	0.320671	11/20/2022	-	0.080761
1/24/2023	0.143269	0.147543	12/22/2022	0.531083	0.488555	11/19/2022	-	0.087438
1/23/2023	0.137342	0.134397	12/21/2022	0.282581	0.276751	11/18/2022	0.095121	0.088509
1/22/2023	-	0.114721	12/20/2022	0.319446	0.318905	11/17/2022	0.095922	0.088655
1/21/2023	-	0.123939	12/19/2022	0.308683	0.281357	11/16/2022	0.104233	0.095915
1/20/2023	0.139913	0.134581	12/18/2022	-	0.242577	11/15/2022	0.097760	0.096657
1/19/2023	0.167293	0.162939	12/17/2022	-	0.271347	11/14/2022	0.098896	0.091228
1/18/2023	0.184440	0.178653	12/16/2022	0.325070	0.315585	11/13/2022	-	0.080322
1/17/2023	0.141051	0.135587	12/15/2022	0.280197	0.270626	11/12/2022	-	0.082929
1/16/2023	0.142378	0.134562	12/14/2022	0.440450	0.405412	11/11/2022	-	0.090583
1/15/2023	-	0.126662	12/13/2022	0.379458	0.354757	11/10/2022	0.097861	0.090149
1/14/2023	-	0.133010	12/12/2022	0.445703	0.394753	11/9/2022	0.086356	0.077750
1/13/2023	0.195170	0.187113	12/11/2022	-	0.365811	11/8/2022	0.098021	0.084049
1/12/2023	0.149924	0.140569	12/10/2022	-	0.359381	11/7/2022	0.097801	0.080857
1/11/2023	0.162040	0.151489	12/9/2022	0.276889	0.259001	11/6/2022	-	0.069626
1/10/2023	0.157342	0.149429	12/8/2022	0.200964	0.180023	11/5/2022	-	0.065745
1/9/2023	0.166649	0.146429	12/7/2022	0.154842	0.144585	11/4/2022	0.067680	0.075196
1/8/2023	-	0.135096	12/6/2022	0.167238	0.146139	11/3/2022	0.072230	0.074156
1/7/2023	-	0.148679	12/5/2022	0.158170	0.140949	11/2/2022	0.071714	0.073807
1/6/2023	0.156472	0.147320	12/4/2022	-	0.138524	11/1/2022	0.067840	0.070104
1/5/2023	0.183078	0.165755	12/3/2022	-	0.157846	10/31/2022	0.067026	0.063291
1/4/2023	0.223654	0.207455	12/2/2022	0.204348	0.173033	10/30/2022	-	0.061382
1/3/2023	0.170236	0.157427	12/1/2022	0.179099	0.150643	10/29/2022	-	0.060543
1/2/2023	0.141383	0.126869	11/30/2022	0.136513	0.131123	10/28/2022	0.068414	0.065664
1/1/2023	-	0.109779	11/29/2022	0.132111	0.116013	10/27/2022	0.066427	0.065713